

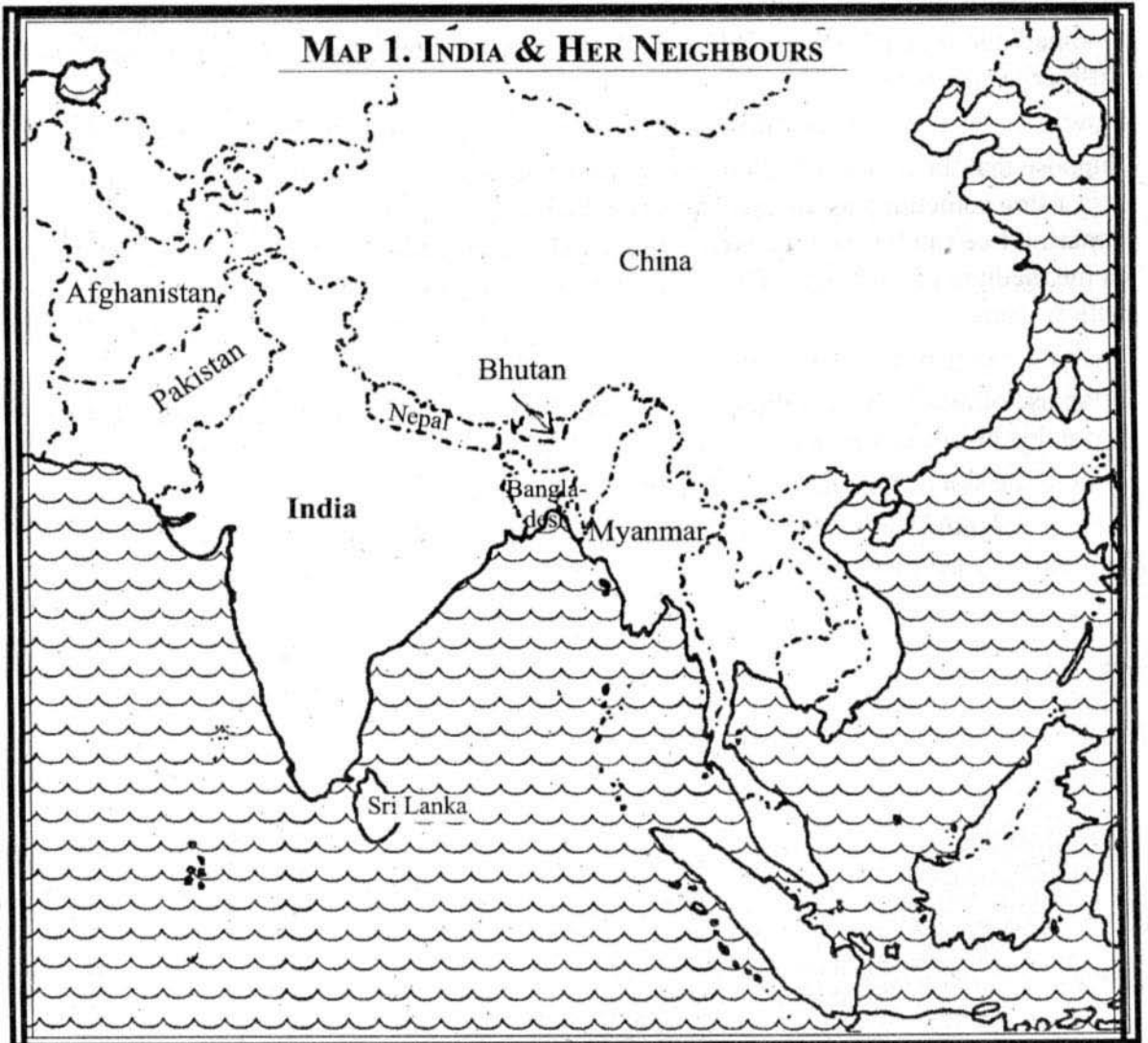
INDIA AND ITS STATES

You live in a country named India. India is a large country. Using a colored pencil, trace India's borders on Map 1. India is surrounded by many other countries. Look at Map 1 and fill the names of these countries.

- 1.
- 2.
- 3.
- 4.
- 5.
- 6.
- 7.

Colour these countries on the map using separate colours for each country. When colouring a particular country make sure that you stay within its boundaries and avoid colouring outside the boundary lines.

Did you remember to colour Sri Lanka? Sri Lanka is a separate country. Do you see a large island to the south of India? This is Sri Lanka. You are probably familiar with members of the Sri Lankan cricket team. Share some of their names with your classmates.



India and Sri Lanka are two separate countries. There are more than two hundred countries in the world.

- You had read about a few countries in Class 6. Can you recall their names? What is it that you remember about these countries? Share this with your classmates.
- You surely know the names of many more countries. Make a list of five countries. Share this with the class, and using a world map identify the location of the countries you have listed.

You probably know that each country has its own national flag. Just like its separate, special national flag, each country has its own separate currency. Last year you read about Indonesia and below you will find a currency note from that country.



Fig. 1 An Indonesian currency note

- Can you, by looking at this picture of an Indonesian currency note, mark out some specific characteristics of this country? Try and recall what you read in Class 6.

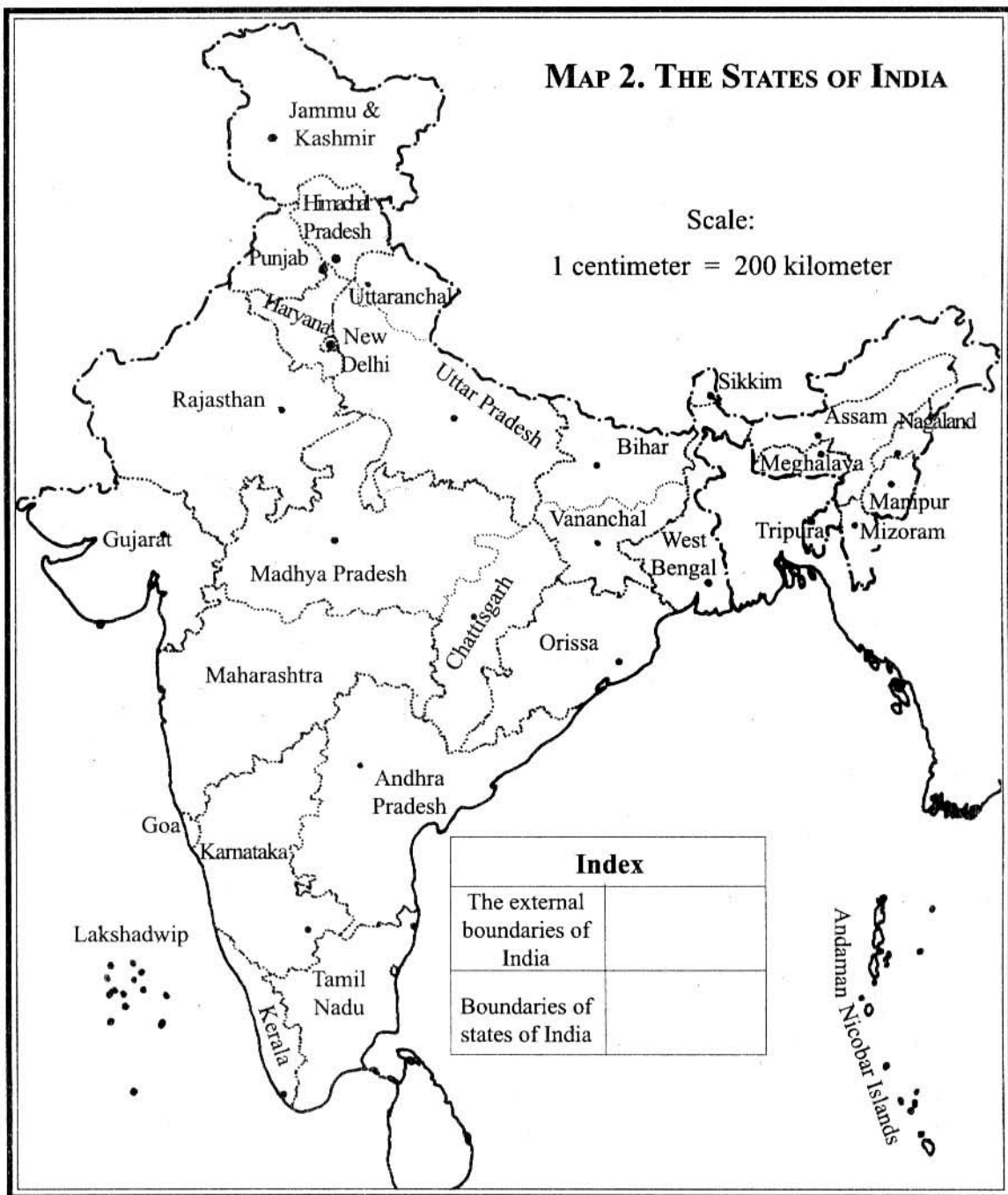
So far in this chapter you've been able to recall the names of several countries besides India. You have also coloured the countries that neighbour India. Now let us see how India is made up of several states.

When you introduce yourself to someone new you probably say, "My name is I study at School. This school is in the state of Madhya Pradesh. This school is in village/city in District." You introduced yourself as the resident of Madhya Pradesh state. There are several other states in India like Uttar Pradesh, Karnataka, Gujarat, etc. There are in all 28 states in India

- Looking at Map 2 count the number of states in the country and write down how many there are:
- Besides the state that you live in, can you name eight other states in India? To challenge yourself try and write the names of states without looking at the map.

1. 2. 3. 4. 5. 6. 7. 8.

MAP 2. THE STATES OF INDIA



On Map 2, using your index finger trace the borders of the states you have listed above. You are probably aware of the fact that all the cities that are within a state's borders are part of that particular state.

In listing the states above you haven't written Bangladesh or Nepal have you? Bangladesh and Nepal are not states of India. They are independent countries which neighbour India but are not part of India.

• Try and find West Bengal and Bangladesh on Map 2. While West Bengal is now a state in India and therefore a part of India, and Bangladesh a separate country, did you know that they were once part of the same state of Bengal? Ask your teacher for more details on this.

A NEW STUDENT IN CLASS

Has a student from a different state ever come to study in your school? Once Ila's school had one such visitor. Ila was a student of the 7th class who studied in a school in Jaipur. One day Ila saw a new girl in her class. The class teacher introduced the new girl saying, "Today we have a new friend in our class. Her name is Mira. Mira is from the state of Tamil Nadu. She speaks Tamil at home but she also does know some Hindi. She is here because her father has been transferred to a factory in Jaipur as a result of which her family lives here now. Mira will be your classmate and it is upto all of you to make her feel at home here." Ila decided to befriend Mira and during the tiffin break went to Mira and asked, "Would you like to share my tiffin of roti and subzi?" While sharing their tiffin, Ila curious to know more about Mira, asked, "What language did you use to speak with your friends in your old school?" Mira replied, "Tamil teriyuma" and Ila began to laugh hearing this. Her laughter upset Mira who said, "What's so funny? Just like people speak Hindi here, they speak Tamil in Tamil Nadu. I had just asked you in Tamil whether you understood any Tamil."



Gradually a strong friendship developed between Ila and Mira. Mira would share her memories about her old home and old school with Ila. She spoke about how her home had been next to the sea and of the many times she and her friends had played on the sea shore. In the beach they would search for shells and build castles in the sand. She told Ila how they enjoyed seeing the fishermen pass by in their boats, and would wish that they could venture out into the sea as with the fishermen. Through hearing Mira's stories, Ila began to imagine the sea. She wished that she could really see the sea. She had never been outside Rajasthan her whole life and so had never seen the sea.

Ila and Mira began spending a lot more time with each other, often spending time at each other's homes after school. One day Mira's mother asked Ila, "Would you like to come with us to Chennai during the summer vacations?" Ila was very pleased, and asked her parents who agreed to let her go. Ila and Mira were very excited and began counting the days till the departure. One day while thinking about their forthcoming journey, Ila asked Mira, "I don't know any Tamil. I won't be able to speak to anyone there at all." Mira advised her, "You can perhaps learn some Tamil from me, because in Chennai people speak in Tamil most of the time." Ila then asked, "If I need to buy some things in Chennai, can I use the same money that I use here in Jaipur?" Mira was taken aback by Ila's question and said, "How on earth did you come up with this? We are not going to another country. Tamil Nadu is just another state in India and all over India only one currency is in use. Just like Rajasthan is a state in India, similarly Tamil Nadu is also another state and therefore the same currency is used there as well."

- **Look at any rupee note. On one side of the note, you will see the value of the note printed in several Indian languages. The Tamil message is usually printed on the third last line.**

Ila and Mira's Journey to Chennai

On Map 3 you will find the train route from Jaipur to Chennai. The train they will take starts at Jaipur and its final destination is Chennai. The main junctions that the train passes through have been plotted on the map. The dots on the map indicate these junctions. Read these. The train journey takes forty hours. You are already familiar with the states that the train will travel through.

- **List below the states through which this train will travel:**

1. Rajasthan

2.

3.

4.

5. Tamil Nadu

Ila and Mira have begun their train journey. The train left Jaipur at 4pm. Now it is nearly 8 o'clock at night. The train has stopped at Kota station and someone in the compartment mentions that this is the last station in Rajasthan, and that the next station will be in the state of Madhya Pradesh.

- **In the columns provided below fill out the states that the train will journey through in the left hand column, and on the right fill out the corresponding stations that fall within each state:**

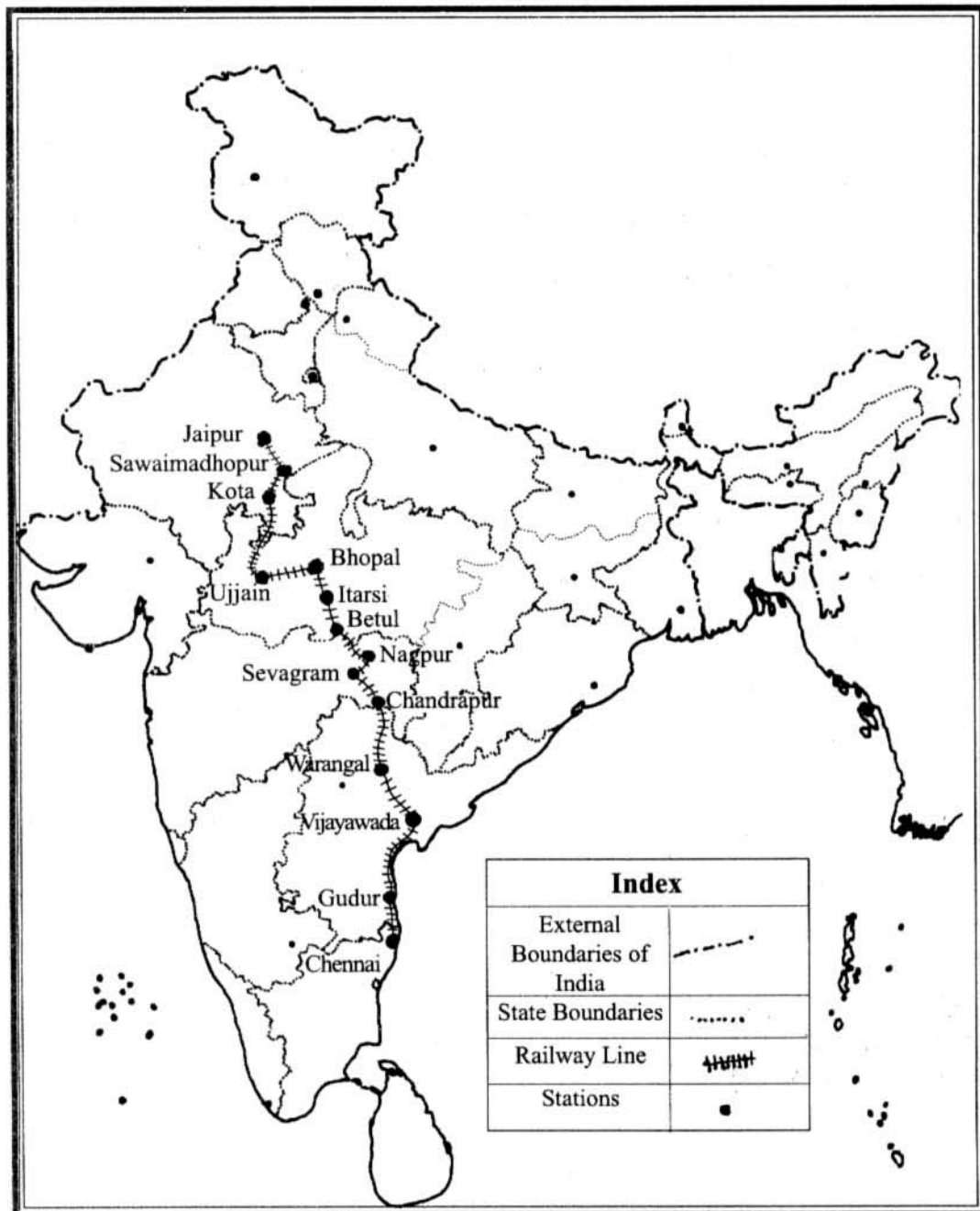
State	Cities
1. Rajasthan	
2.	
3.	
4.	
5. Tamil Nadu	

The next day, early in the morning, the train reaches Bhopal. Mira and Ila eat 'poha' at the station for breakfast. Mira's mother also buys them some 'shrikhand'. The 'shrikhand' tasted sweet and sour and Mira's mother explained that this was mainly made during festivals in the states of Madhya Pradesh and Maharashtra.

The train soon left Bhopal and Mira and Ila settled back into their compartment. Mira's mother had bought herself a newspaper in Bhopal and was busy reading it. On the back page of the newspaper there was a photograph of the Chief Minister of Madhya Pradesh. Looking at this photograph Ila remarked, "Our Chief Minister is a different person from the one in this newspaper." Mira's mother lowered her newspaper and said "Jaipur is in the state of Rajasthan. So you are familiar with the Chief Minister of that state. This is a photograph of the Chief Minister of Madhya Pradesh." Ila pondered over this for a while and then asked Mira, "Will the Chief Minister of Tamil Nadu be a different person as well?" Mira thought for a moment and said, "Yes, that should be the case." Mira's mother added, "Since the city of Chennai is in the state of Tamil Nadu, it will have a different Chief Minister just like the states of Rajasthan and Madhya Pradesh. Each state in India has a different Chief Minister." While they were listening to Mira's mother the train began to pass through a dense green jungle and Mira and Ila got absorbed in watching this beautiful scenery.

- **Discuss with your teacher what the difference is between the Chief Minister and the Prime Minister.**

On reaching Chennai, Ila and Mira were very happy. By now Ila was able to recognise and



even speak a few words of Tamil. They would go to the sea shore everyday to look at the waves and play with the sand. Ila thought the sea was amazing and never got tired of watching it for hours on end. But gradually the days went by, their vacation came to an end and it was time to return. They took the same train to return to Jaipur and passed by all the same stations along the way, now in the reverse order.

You have learnt in this lesson that India is one among several countries in the world. You've also found out that there are twenty-eight states in India and that Rajasthan, Madhya Pradesh and Tamil Nadu are some of these states. You know that if you travel anywhere in India you can use the same rupee and paise that you now use. Only if you travel outside India, i.e. to another country, will you have to change your currency to that used in the country that you plan to travel in.